

### PRODUCT OVERVIEW

The MS424 is a 4 channel 1 into 4 Unity Gain Active Microphone Splitter in a compact 1U self powered case. The MS424 is designed for applications where multiple feeds are required from one set of microphones without the signal degradation experienced with most passive splitting solutions. The Unity Gain design philosophy allows simple integration into existing systems without the need for lengthy recalibration.

Each of the MS424 channels has an electronically balanced input, which may be transformer balanced as an option, and four independently transformer buffered floating outputs on XLR connectors. Output one of each channel may be linked directly to the input via a rear panel switch. The unit may also be configured, by way of internal links, to feed 8, 12 or 16 outputs from any one input, allowing the MS424 to be used for press box applications.

The front panel of the MS424 gives access to outputs 3 and 4 as well as phantom power switching with phantom presence LED, and Pad switching for line level signals. The inputs and outputs 1&2 are grouped on the rear panel together with the output 1 Link switches.

The MS424's internal power supply makes it ideally suited to smaller installations where it becomes highly cost effective when compared to externally powered alternatives.

### SPECIFICATIONS

#### ELECTRICAL

Frequency response: 20Hz to 20kHz (+0, -0.5dB)  
Equivalent Input Noise: > -121dBu  
THD: < 0.01 % (1kHz, 150R load)  
Gain: 0dB (-20dB with Pad)

Input Impedance: 2k  
Maximum Input Level: 0dBu (+20dBu with Pad)  
Output Impedance: < 50R  
Load Impedance: >150R

#### PHYSICAL

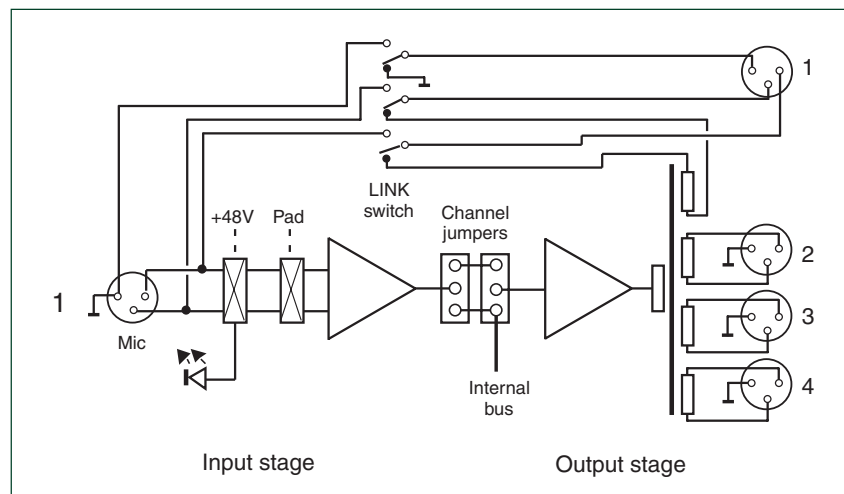
Input Connector: XLR 3 Pin (Pin 2 hot)  
Output Connectors: XLR 3 Pin (Pin 2 hot)  
Power Connection: Detachable lead.  
IEC 3 pin socket

Dimensions: 483mm (19") W  
208mm (8.2") D  
44mm (1.75") H

Weight: 4.4kg  
Shipping Weight: 5.4kg  
Temperature Range: Operating: 0°C to 50°C  
Storage: -30°C to 75°C

Power Requirement: 15VA, 115/230V, 50/60Hz

### BLOCK DIAGRAM



In keeping with our policy of continuous improvement LA Audio reserves the right to alter specifications without prior notice. Manufactured in the UK by LA Audio, 1 Stable Court, Herriard Park, Hants RG25 2PL.

Tel: +44 (0)1256 381944 Fax: +44 (0)1256 381906 Web: [www.laaudio.co.uk](http://www.laaudio.co.uk) email: [sales@laaudio.co.uk](mailto:sales@laaudio.co.uk)

## ARCHITECTS & ENGINEERS SPECIFICATIONS

The Microphone Splitter shall be a 4 channel unit in a 1U case with an internal power supply. Each channel shall feed 4 separate transformer isolated outputs from one input. The unit shall operate at Unity Gain for ease of installation.

The inputs shall be electronically balanced with the option to fit input balancing transformers. The outputs shall be independently buffered and transformer balanced as standard. The unit shall allow internal reconfiguration to feed 8,12 or 16 outputs from any input. Additionally output one of each channel shall be linkable to the input by means of a rear panel switch.

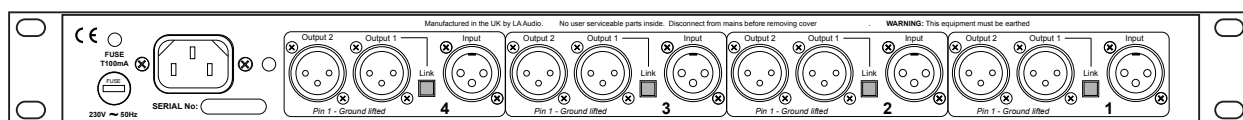

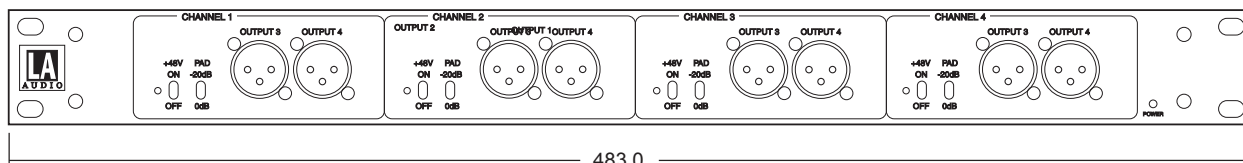
Each channel shall provide front panel switching of internal Phantom Power and a Phantom Presence LED shall indicate externally derived Phantom Power. A 20dB Pad switch shall be provided to allow connection to line level sources.

Access to inputs and outputs 1 & 2 shall be via rear panel XLR's and outputs 3 & 4 shall be accessed via XLR's on the front panel.

The unit shall be built in accordance with the directives encompassed within the 'CE' regulations and so marked.

The Mic Splitter shall be an LA Audio MS424.

## DIMENSIONS



In keeping with our policy of continuous improvement LA Audio reserves the right to alter specifications without prior notice. Manufactured in the UK by LA Audio, 1 Stable Court, Herriard Park, Hants RG25 2PL.

Tel: +44 (0)1256 381944 Fax: +44 (0)1256 381906 Web: [www.laaudio.co.uk](http://www.laaudio.co.uk) email: [sales@laaudio.co.uk](mailto:sales@laaudio.co.uk)

## ARCHITECTS & ENGINEERS SPECIFICATIONS

The Microphone Splitter shall be a 4 channel unit in a 1U case with an internal power supply. Each channel shall feed 4 separate transformer isolated outputs from one input. The unit shall operate at Unity Gain for ease of installation.

The inputs shall be electronically balanced with the option to fit input balancing transformers. The outputs shall be independently buffered and transformer balanced as standard. The unit shall allow internal reconfiguration to feed 8, 12 or 16 outputs from any input. Additionally output one of each channel shall be linkable to the input by means of a rear panel switch.

Each channel shall provide front panel switching of internal Phantom Power and a Phantom Presence LED shall indicate externally derived Phantom Power. A 20dB Pad switch shall be provided to allow connection to line level sources.

Access to inputs and outputs 1 & 2 shall be via rear panel XLR's and outputs 3 & 4 shall be accessed via XLR's on the front panel.

The unit shall be built in accordance with the directives encompassed within the 'CE' regulations and so marked.

The Mic Splitter shall be an LA Audio MS424.

## DIMENSIONS

